





**EVINRUDE® | JOHNSON® | O.M.C.®**

| Class           | Outboard Engine  |   | Description   | OEM Part No.   | Blds              | Remarks          |
|-----------------|--|---|---|--|-------------------|------------------|
| A               |   | <p><b>[8 - 15 hp] 2-1/2" Gearcase</b></p> <ul style="list-style-type: none"> <li>• 8 hp (4 stroke) 1996-2005</li> <li>• 9.9 &amp; 15hp (2 stroke) 1974-2005</li> <li>• 9.9 &amp; 15hp (4 Stroke) 1995-2001</li> </ul> <p>Thru Hub Exhaust, 13 tooth spline</p>  | J15 9 1/2 X 10  | 778772   | 3                 | Rubber Bushing   |
|                 |  |   | J25 10 X 13   | 778863   | 3                 | Rubber Bushing   |
| B               |   | <p><b>[15 - 35 hp] 3" Gearcase</b></p> <ul style="list-style-type: none"> <li>• 15hp E-TEC H.O 2011 &amp; Newer</li> <li>• 20hp (2 cylinder) 1984-1997</li> <li>• 25hp (2&amp;3 cylinder) 1984 &amp; Newer</li> <li>• 25, 30hp (E-TEC) 2009 &amp; Newer</li> <li>• 30hp (2 cylinder) 1984 &amp; Newer</li> <li>• 35hp (2 cylinder) 1979-1983</li> <li>• 35hp (3 cylinder) 1997-2001</li> </ul> <p>Thru Hub Exhaust, 14 tooth spline</p> | J25 10 X 13   | 778863   | 3                 | Rubber Bushing   |
|                 |  |   | J25 10 X 15   | 763486   | 3                 | Rubber Bushing   |
| C               |  | <p><b>[40 - 50 hp] 3-1/4" Gearcase</b></p> <ul style="list-style-type: none"> <li>• 40hp (4 stroke) 1999-2005</li> <li>• 50hp (4 stroke) 1999-2005</li> </ul> <p>Thru Hub Exhaust, 13 tooth spline</p>  | S40 11 1/2 X 11   |  | 3                 | Rubber Bushing   |
|                 |  |   | S40 11 1/2 X 12   |  | 3                 |                  |
|                 |  |   | S40 11 1/2 X 13   |  | 3                 |                  |
|                 |  |   | S40 11 1/2 X 14   |  | 3                 |                  |
|                 |  |   | S40 11 1/4 X 15   |  | 3                 |                  |
|                 |  |   | S40 11 1/8 X 16   |  | 3                 |                  |
|                 |  |   | S40 11 X 17   |  | 3                 | Hub Kit (BH-SJC) |
|                 |  |   | U40 12 1/4 X 9  |  | 3                 |                  |
|                 |  |   | U40 11 3/4 X 10   |  | 3                 |                  |
|                 |  |   | U40 11 5/8 X 11   |  | 3                 |                  |
|                 |  |   | U40 11 3/8 X 12   |  | 3                 |                  |
|                 |  |   | U40 11 1/8 X 13   |  | 3                 |                  |
|                 |  |   | U40 11 1/4 X 14   |  | 3                 |                  |
|                 |  |   | 4U40 10 5/8 X 12  | 48-8M8026625   | 4                 |                  |
|                 |  |   | 4U40 10 3/8 X 13  | 48-8M8026630   | 4                 |                  |
|                 |  |   | 4U40 10 1/8 X 14  | 48-8M8026635   | 4                 |                  |
|                 |  |   | 4U40 10 1/8 X 15  | 48-8M8026640   | 4                 |                  |
|                 |  |   |  | <p><b>[40 - 75 hp] 3-3/8" Gearcase</b></p> <ul style="list-style-type: none"> <li>• 40hp (2 cylinder) 1984-2005</li> <li>• 48hp 1987-1996</li> <li>• 50hp (2 cylinder) 1975-2005</li> <li>• 55hp 1976-1979</li> <li>• 65hp (2 cylinder) 1980-1985</li> <li>• 75hp (3 cylinder) 1975-1985</li> <li>• Sprint / Formula E 1986-1992</li> </ul> <p>Thru Hub Exhaust, 13 tooth spline</p> | J48 12 1/2 X 13   |                  |
| J48 12 1/4 X 15 | 778774   | 3   |   |  | Rubber Bushing    |                  |
| U48 12 1/2 X 13 |  | 3   |   |  | Hub Kit (BH-JC48) |                  |
| U48 12 1/4 X 15 |  | 3   |   |  |                   |                  |

Evinrude®, Johnson®, TBX®, Cobra®, OMC® are registered trademarks of BRP US, Inc.



**EVINRUDE® | JOHNSON® | O.M.C.®**

| Class | Outboard Engine  | Description  | OEM Part No.     | Blds              | Remarks        |                |                 |
|-------|--|--|------------------|-------------------|----------------|----------------|-----------------|
| D     |  <p><b>[45 - 140 hp] 4-1/4" Gearcase</b></p> <p>2 Stroke Outboard Engines:</p> <ul style="list-style-type: none"> <li>• 40hp (E-Tec) 2004 &amp; Newer</li> <li>• 45hp (2cyl commercial) 1986 &amp; Newer</li> <li>• 50hp (E-Tec) 2004 &amp; Newer</li> <li>• 50hp (2cyl commercial) 1977-1979</li> <li>• 50hp (2cyl) 1971-1974</li> <li>• 50hp (3cyl) 1994 &amp; Newer</li> <li>• 55hp (2cyl commercial) 1980 &amp; Newer</li> <li>• 55hp (3cyl) 1968-1969</li> <li>• 60hp (3cyl) 1970-71, 1986 &amp; Newer</li> <li>• 60hp (E-Tec) 2004 &amp; Newer</li> <li>• 65hp (3cyl commercial) 1984 &amp; Newer</li> <li>• 65hp (3cyl) 1972-1973</li> <li>• 70hp (3cyl) 1974 &amp; Newer</li> <li>• 75hp (3cyl) 1975-1984</li> <li>• 75hp (E-Tec) 2004 &amp; Newer</li> </ul> <p>4 Stroke Outboard Engines:</p> <ul style="list-style-type: none"> <li>• 60hp 1998 &amp; Newer</li> <li>• 70hp 1998 &amp; Newer</li> <li>• 90hp 2003 &amp; Newer</li> <li>• 115hp 2003 &amp; Newer</li> <li>• 140hp 2003 &amp; Newer</li> </ul> <p><b>Thru hub exhaust, 13 tooth spline</b></p>   | <ul style="list-style-type: none"> <li>• 85hp 1969-1980, 1991-1995</li> <li>• 88hp 1981-1996</li> <li>• 90hp 1981 &amp; Newer</li> <li>• 90hp (E-Tec) 2004 &amp; Newer</li> <li>• 100hp 1979-1980, 1988-1993</li> <li>• 110hp 1986-1989</li> <li>• 112hp 1994-1996</li> <li>• 115hp 1973 &amp; Newer</li> <li>• 115hp (E-Tec) 2004 &amp; Newer</li> <li>• 120hp 1986-1994</li> <li>• 125hp 1971-1972</li> <li>• 130hp (E-Tec) 2004 &amp; Newer</li> <li>• 135hp 1973-1976</li> <li>• 140hp 1977-1994</li> </ul> <p>Sterndrives:<br/>Model 400</p> <ul style="list-style-type: none"> <li>• 2.3 L (120hp) thru 1991</li> <li>• 2.5 L (120hp) 1978-1984</li> <li>• 3.0 L (140hp) Thru 1989</li> </ul> <p>Cobra</p> <ul style="list-style-type: none"> <li>• 2.3 L (128hp) 1988-1991</li> <li>• 2.5 L (120hp) 1985-1987</li> <li>• 3.0 L (140hp) 1985-1987</li> </ul> | J70 14 X 13      | 391668            | 3              | Rubber Bushing |                 |
|       |  | J70 13 3/4 X 15  | 391198           | 3                 |                |                |                 |
|       |  | J70 13 1/4 X 17  | 763463           | 3                 |                |                |                 |
|       |  | J70 14 X 17  | 176214           | 3                 |                |                |                 |
|       |  | J70 13 1/4 X 19  | 763464           | 3                 |                |                |                 |
|       |  <p><b>[90, 115 &amp; 140 hp] 4-1/4" Gearcase</b></p> <ul style="list-style-type: none"> <li>• 90, 115, 140hp (4 stroke) 2002-2007</li> </ul> <p><b>Thru Hub Exhaust, 15 tooth spline</b></p>   | S90 14 X 15  |                  | 3                 | Rubber Bushing |                |                 |
|       |  | S90 14 X 16  |                  | 3                 |                |                |                 |
|       |  | S90 14 X 17  |                  | 3                 |                |                |                 |
|       |  | S90 14 X 19  |                  | 3                 |                |                |                 |
|       |  | S90 14 X 21  |                  | 3                 |                |                |                 |
| E     |    <p><b>[90 - 300 hp] 4-3/4" Gearcase</b></p> <p>2 Stroke Outboard Engines:</p> <ul style="list-style-type: none"> <li>• 90hp 1995 &amp; Newer</li> <li>• 90hp (E-Tec extra long) 2004 &amp; Newer</li> <li>• 100hp (commercial) 1984 &amp; Newer</li> <li>• 115hp 1995 &amp; Newer</li> <li>• 120-140hp 1985</li> <li>• 130hp 1995 &amp; Newer</li> <li>• 140hp (25") 1989-1994</li> <li>• 150hp (commercial) 1993 &amp; Newer</li> <li>• 150hp 1978 &amp; Newer</li> <li>• 155hp (commercial) 1978 &amp; Newer</li> </ul> <p>Sterndrives: Model 800, Cobra &amp; King Cobra :</p> <ul style="list-style-type: none"> <li>• 3.0 L - 8.2 L (non SX drives) 1990-1993</li> <li>• Cobra 5.8 L 1990-1993</li> <li>• SeaDrive 2.0-4.0L All Years</li> </ul> <p><b>Thru hub exhaust, 15 tooth spline</b></p> <p>* For the models prior to year 1990, the thrust washer for Mercury D is required. (BH-JE with Mercury thrust washer)</p> <p>* 200~225hp (4 Stroke) : Suzuki E propeller recommended</p> | <ul style="list-style-type: none"> <li>• 175hp 1977 &amp; Newer</li> <li>• 185hp 1984-1985</li> <li>• 200hp 1976 &amp; Newer</li> <li>• 225hp 1986 &amp; Newer</li> <li>• 235hp 1978-1985</li> <li>• 250hp 1991 &amp; Newer</li> <li>• 275hp 1986-1988</li> <li>• 300hp 1986-1995</li> <li>• 2.6 L 1984-1985</li> <li>• 3.6 L 1986-1987</li> </ul>   | J150 15 1/2 X 13 | 763453            | 3              | Rubber Bushing |                 |
|       |  | J150 15 1/2 X 15   | 391535           | 3                 |                |                |                 |
|       |  | J150 15 X 17   | 391200           | 3                 |                |                |                 |
|       |  |  |                  | U150 15 1/4 X 15  | 48-78116A45    | 3              | Hub Kit (BH-JE) |
|       |  |  |                  | U150 15 X 17      | 48-832828A45   | 3              |                 |
|       |  |  |                  | U150 14 1/2 X 19  | 48-832830A45   | 3              |                 |
|       |  |  |                  | U150 14 1/4 X 21  | 48-832832A45   | 3              |                 |
|       |  |  |                  | U150 14 X 23      | 48-832834A45   | 3              |                 |
|       |  |  |                  | 4U150 15 X 16     | 48-834850A45   | 4              |                 |
|       |  |  |                  | 4U150 14 X 17     | 48-8M0084494   | 4              |                 |
|       |  |  |                  | 4U150 14 1/2 X 18 | 48-834852A45   | 4              |                 |
|       |  |  |                  | 4U150 14 X 19     | 48-8M0084495   | 4              |                 |
|       |  |  |                  | 4U150 14 X 20     | 48-834854A45   | 4              |                 |
|       |  | 4U150 14 X 21  | 48-8M0084496     | 4                 |                |                |                 |